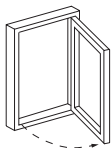


## STANDARD MINIMUM AND MAXIMUM SIZES

---



### TYPE: SIDE HUNG WINDOW/FRENCH DOOR

Side hung with anodized hinges, friction brake, espagnolette locking, Hoppe Tokyo F9 lockable window handle and handle controlled brake.

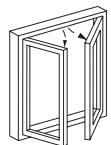
### WINDOW

Min. width: 448 mm    Max. width: 898 mm  
Min. height: 713 mm    Max height: 1,843 mm

### FRENCH DOOR:

Min. width: 448 mm    Max. width: 988 mm  
Min. height: 1,848 mm    Max. height: 2,453 mm

---



### TYPE: SIDE HUNG WINDOW/FRENCH DOOR, NO MULLION

Side hung window/French door with Hoppe Tokyo F9 lockable window handle and handle controlled brake. May optionally be delivered with flouting mullion.

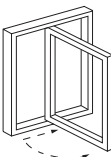
### SIDE HUNG WINDOW, NO MULLION:

Min. width: 843 mm    Max. width: 1,748 mm  
Min. height: 713 mm    Max height: 1,843 mm

### SIDE HUNG FRENCH DOOR, NO MULLION:

Min. width: 843 mm    Max. width: 1,923 mm  
Min. height: 1,848 mm    Max. height: 2,453 mm

---



### TYPE: SIDEGUIDED WINDOW

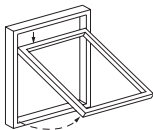
Sideguided with easy clean hinges, espagnolette locking and Hoppe Tokyo F9 window handle.

### WINDOW

Min. width: 353 mm    Max. width: 803 mm\*  
Min. height: 488 mm    Max height: 1,843 mm\*

\*The max. height/width depend upon the following: Max. 1 m<sup>2</sup> glass. The height must be larger than the width.

---



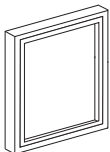
### TYPE: TOP GUIDED WINDOW

Top guided with espagnolette locking and Hoppe Tokyo F9 lockable window handle.

### WINDOW

Min. width: 388 mm    Max. width: 1,488 mm  
Min. height: 353 mm    Max height: 1,488 mm

---



### TYPE: FIXED SASH

### WINDOW

Min. width: 388 mm    Max. width: 1,998 mm  
Min. height: 388 mm    Max. height: 2,453 mm  
Min area: 0,2 m<sup>2</sup>

For other sizes please contact us for advice